



How to reset your Password in O365

LCSB - IT Training and Education

Prepared for
Leon County School District
Date: July 26, 2023
Version 1.3

Microsoft


Get back into your account

Who are you?

To recover your account, begin by entering your email or username and the characters in the picture or audio below.

Email or Username: *

Example: user@contoso.onmicrosoft.com or user@contoso.com



Enter the characters in the picture or the words in the audio. *

[Next](#) [Cancel](#)

Microsoft
©2021 Microsoft Corporation
Legal
Privacy

Microsoft

Get back into your account

verification step 1 > choose a new password

Please choose the contact method we should use for verification:

☒ Email my alternate email

☐ Text my mobile phone

☐ Call my mobile phone

☐ Call my office phone

☐ Enter a code from my authenticator app

You will receive an email containing a verification code at your alternate email address (va*****@gmail.com).

[Email](#)

[Cancel](#)

Microsoft
©2021 Microsoft Corporation
Legal
Privacy
Support code

Microsoft

Get back into your account

verification step 1 ✓ > choose a new password

* Enter new password:

* Confirm new password:

[Finish](#) [Cancel](#)

Microsoft
©2021 Microsoft Corporation
Legal
Privacy
Support code

SCOTT WHITTLE - TRAINER

How to reset your Password in O365

Table of Contents

Instructions-	3
Password reset process – <i>Primary Options</i>	4
Additional Available Reset Options.....	6
Having trouble? - How to solve common problems with two-step verification for a work or school account.....	6

Author		Scott Whittle	
Title		How to reset your Password in O365	
File Name		Password Reset In O365.Docx	
Milestone		End User Training	
Last Edited		7/26/2023 11:19 AM	
Number of Pages		6	
Version	Revision Date	Revision Comments	Author
1.0	5/03/2023	Created Document [Template]	Scott Whittle
1.1	5/05/2023	Updated Screenshots	Scott Whittle
1.2	7/25/2023	Added Email, and updated dual MFA requirement	Jimena Arango
1.3	7/26/2023	Added Screenshot of Security setup completion	Scott Whittle

How to reset your Password in O365

Instructions-

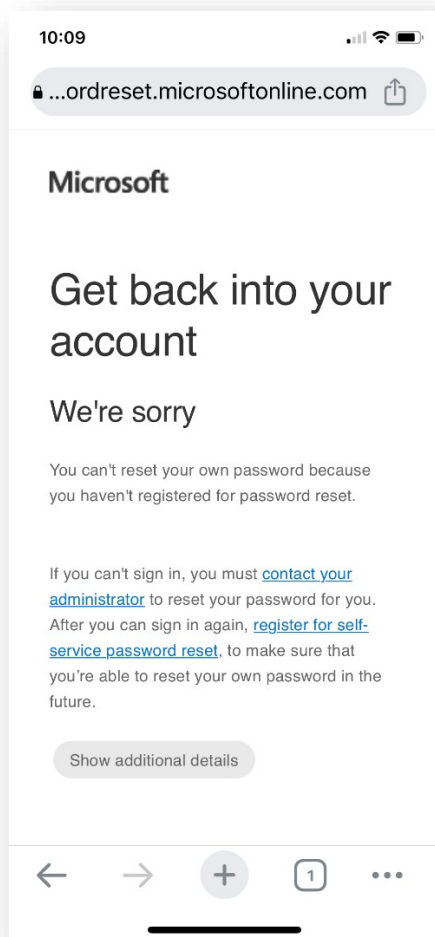
Follow these steps:

- Open a browser (ex: *Google Chrome*)
- Type the password reset website inside the address bar:
<https://aka.ms/sspr> Or <https://passwordreset.microsoftonline.com/>

Passwords must meet these criteria:

- Length must be at least 8 characters.
- It must have 3 out of these 4 characters: 1 Uppercase, 1 lowercase, 1 character, and 1 number.

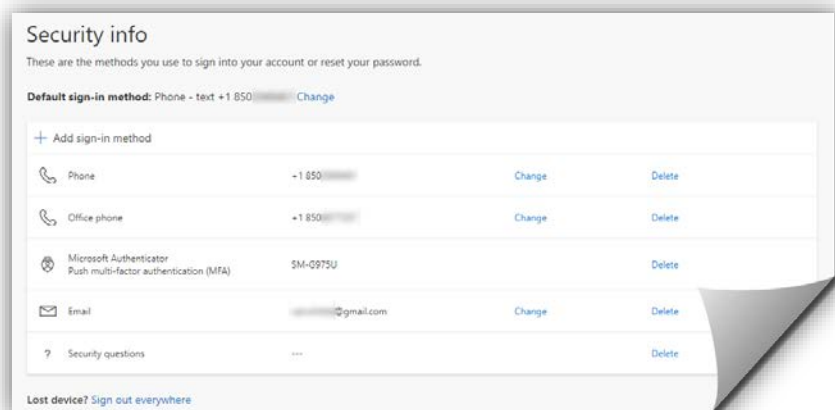
Note: *If the user gets a message that you can't reset the password it is because the user did not previously complete their Security info in Microsoft 365.*



The user must complete Security info in Microsoft 365 @ <https://mysignins.microsoft.com/security-info>

For instructions on how to setup your MFA Security information - <https://www.leonschools.net/MFA>

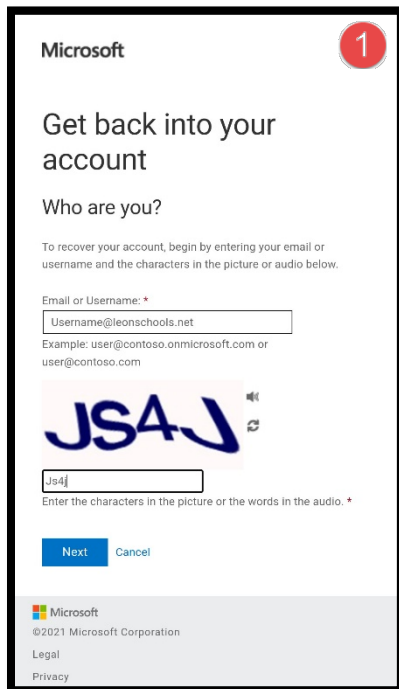
Sample of all 5 different Security Sign-in methods when completed



How to reset your Password in O365

Password Reset Process – *Primary Options*

Enter Your Email and Characters



Microsoft

Get back into your account

Who are you?

To recover your account, begin by entering your email or username and the characters in the picture or audio below.

Email or Username: *

Username@leonschools.net

Example: user@contoso.onmicrosoft.com or user@contoso.com

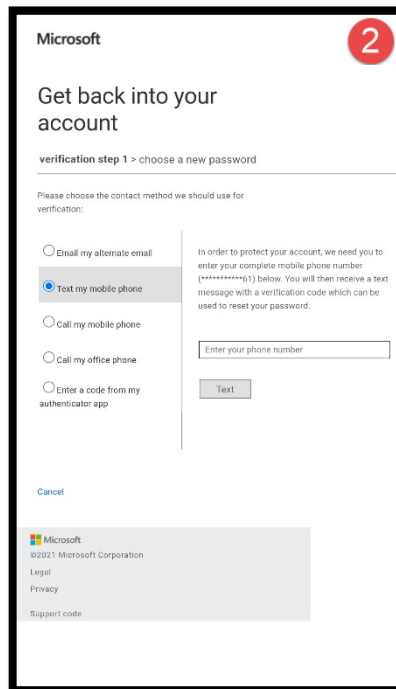
JS4J

Enter the characters in the picture or the words in the audio. *

Next Cancel

Microsoft
©2021 Microsoft Corporation
Legal
Privacy

Opt# 1 - Text your Mobile



Microsoft

Get back into your account

verification step 1 > choose a new password

Please choose the contact method we should use for verification:

☐ Email my alternate email

☒ Text my mobile phone

☐ Call my mobile phone

☐ Call my office phone

☐ Enter a code from my authenticator app

In order to protect your account, we need you to enter your complete mobile phone number (*****61) below. You will then receive a text message with a verification code which can be used to reset your password.

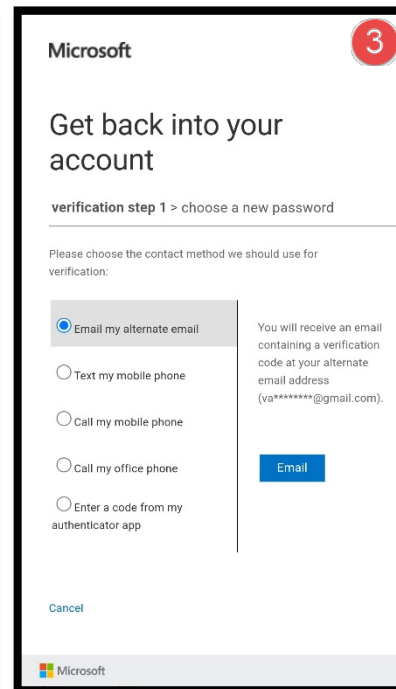
Enter your phone number

Text

Cancel

Microsoft
©2021 Microsoft Corporation
Legal
Privacy
Support code

Opt# 2 – Email personal Email



Microsoft

Get back into your account

verification step 1 > choose a new password

Please choose the contact method we should use for verification:

☒ Email my alternate email

☐ Text my mobile phone

☐ Call my mobile phone

☐ Call my office phone

☐ Enter a code from my authenticator app

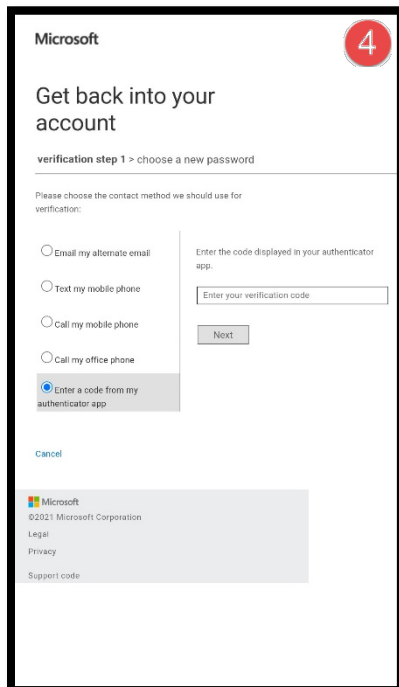
You will receive an email containing a verification code at your alternate email address (va*****@gmail.com).

Email

Cancel

Microsoft

Opt# 3 – Use Authenticator Code



Microsoft

Get back into your account

verification step 1 > choose a new password

Please choose the contact method we should use for verification:

☐ Email my alternate email

☐ Text my mobile phone

☐ Call my mobile phone

☐ Call my office phone

☒ Enter a code from my authenticator app

Enter the code displayed in your authenticator app.

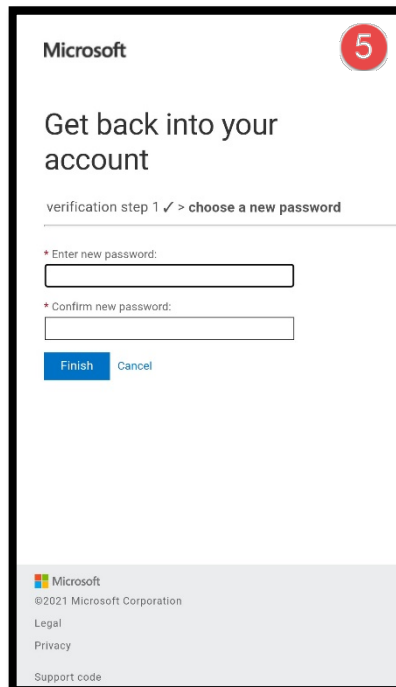
Enter your verification code

Next

Cancel

Microsoft
©2021 Microsoft Corporation
Legal
Privacy
Support code

Change your password



Microsoft

Get back into your account

verification step 1 ✓ > choose a new password

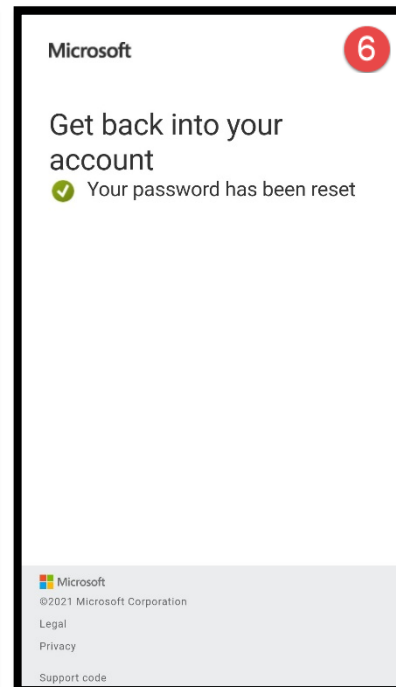
* Enter new password:

* Confirm new password:

Finish Cancel

Microsoft
©2021 Microsoft Corporation
Legal
Privacy
Support code

All Set!!



Microsoft

Get back into your account

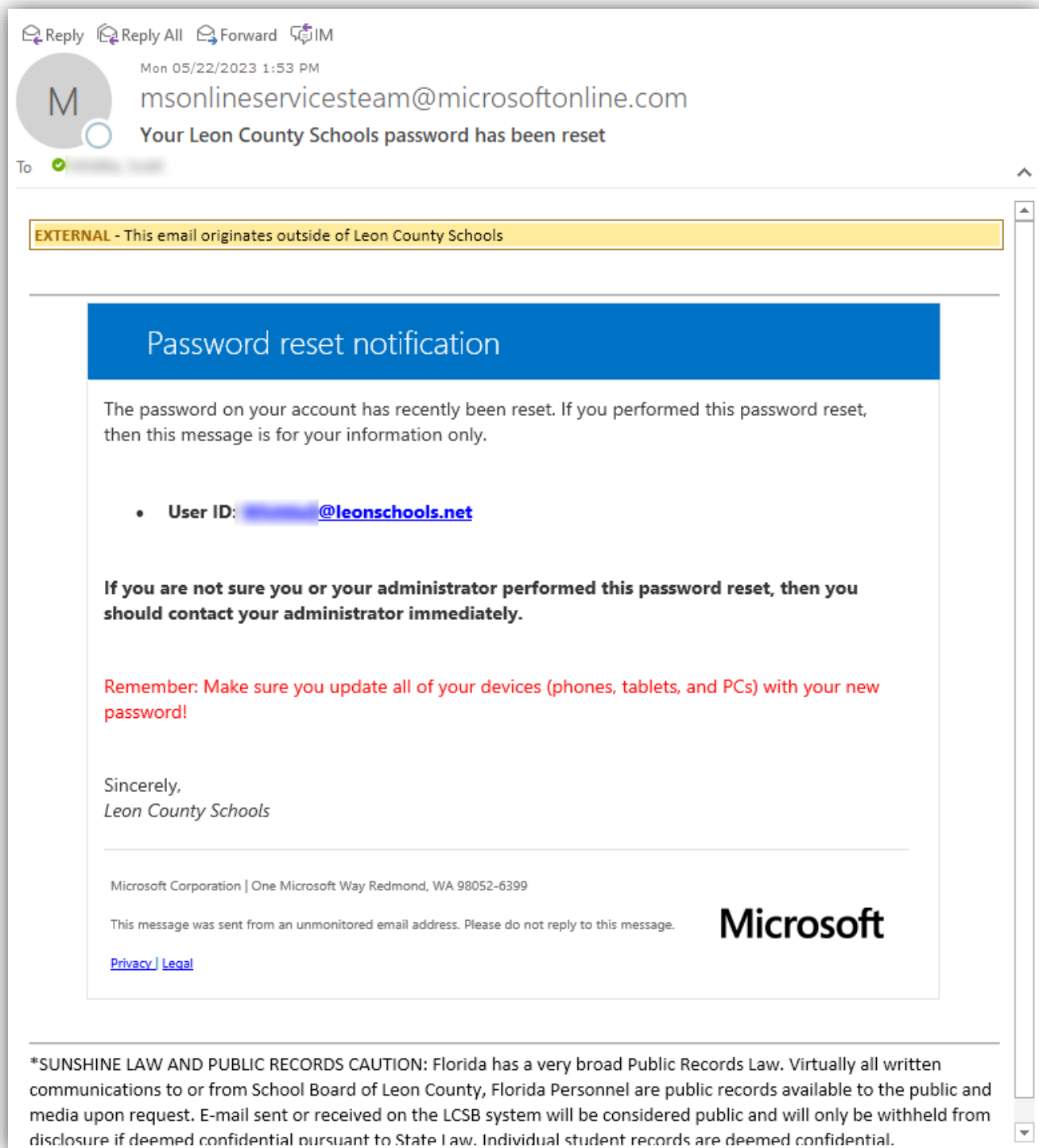
✓ Your password has been reset

Microsoft
©2021 Microsoft Corporation
Legal
Privacy
Support code

How to reset your Password in O365

Email confirmation

The user will receive a password reset notification from msonlineservicesteam@microsoftonline.com

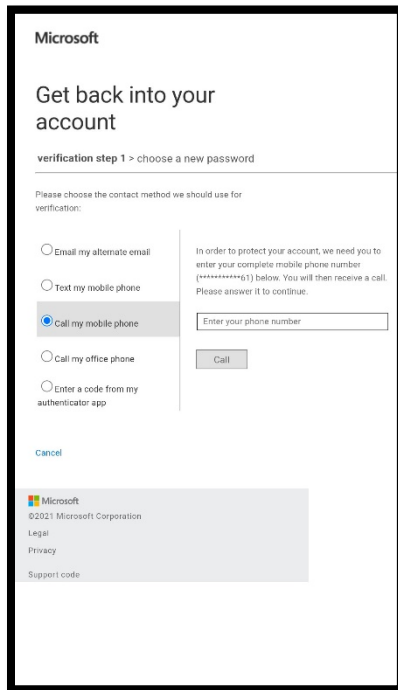


How to reset your Password in O365

Additional Available Reset Options

You are now required to set up more than one verification method. For example, if you travel a lot, consider **setting up the Microsoft Authenticator** as an additional verification method. It's the easiest verification method to use, and a way to avoid text or call charges.

Call Mobile Phone



Microsoft

Get back into your account

verification step 1 > choose a new password

Please choose the contact method we should use for verification:

☐ Email my alternate email
☐ Text my mobile phone
☒ Call my mobile phone
☐ Call my office phone
☐ Enter a code from my authenticator app

In order to protect your account, we need you to enter your complete mobile phone number (*****p1) below. You will then receive a call. Please answer it to continue.

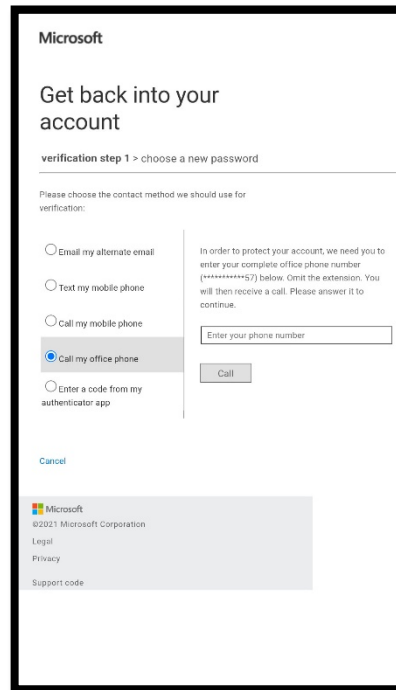
Enter your phone number

Call

Cancel

Microsoft
©2021 Microsoft Corporation
Legal
Privacy
Support code

Call Office Phone



Microsoft

Get back into your account

verification step 1 > choose a new password

Please choose the contact method we should use for verification:

☐ Email my alternate email
☐ Text my mobile phone
☐ Call my mobile phone
☒ Call my office phone
☐ Enter a code from my authenticator app

In order to protect your account, we need you to enter your complete office phone number (*****S7) below. Omit the extension. You will then receive a call. Please answer it to continue.

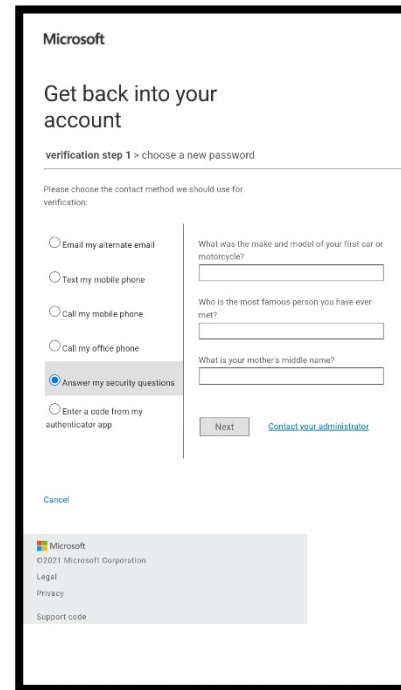
Enter your phone number

Call

Cancel

Microsoft
©2021 Microsoft Corporation
Legal
Privacy
Support code

Security Questions



Microsoft

Get back into your account

verification step 1 > choose a new password

Please choose the contact method we should use for verification:

☐ Email my alternate email
☐ Text my mobile phone
☐ Call my mobile phone
☐ Call my office phone
☒ Answer my security questions
☐ Enter a code from my authenticator app

What was the make and model of your first car or motorcycle?

Who is the most famous person you have ever met?

What is your mother's middle name?

Next

[Contact your administrator](#)

Cancel

Microsoft
©2021 Microsoft Corporation
Legal
Privacy
Support code

Having trouble? - **[How to solve common problems with two-step verification for a work or school account](#)**